

ANNEXURE
A

LEARNING LINKS

ABN 71 097 577 636

**FINANCIAL REPORT
FOR THE YEAR ENDED 30 JUNE 2009**

THIS IS ANNEXURE A OF
18 PAGES REFERRED TO
IN FORM 388

DIRECTOR
22/09/2009

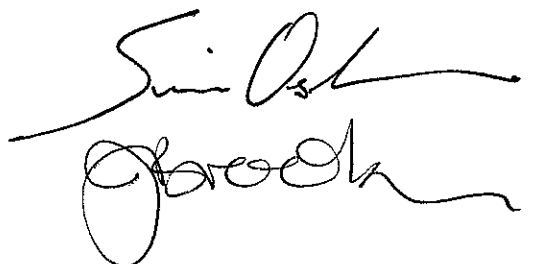


TABLE OF CONTENTS

	PAGE
Directors' Report	3
Auditor's Independence Declaration	6
Income Statement	7
Balance Sheet	8
Statement of Changes in Equity	9
Statement of Cash Flows	10
Notes to the Financial Statements	11
Directors' Declaration	17
Chief Executive Officer Declaration	17
Independent Audit Report	18

DIRECTORS' REPORT

Your Directors present this report on Learning Links for the year ended 30 June 2009.

Directors

The names of each person who has been a director during the year and to the date of this report are:

Martyn Berry
Jeanette Brooks
Debbie Crosby (since 26th August 2008)
Cathy Dalby
Stephen Daly
Darryl Easton (since 26th August 2008)
Nicholas Goddard
Doug McLaughlin
Simon Osborn
Sue Schembri

Directors have been in office since the start of the financial year to the date of this report unless otherwise stated.

Principal Activities

The principal activity of the entity during the financial year was:

Working in partnership with families to assist children who have difficulty learning.

No significant changes in the nature of the entity's activity occurred during the financial year.

Operating Results

The profit of the entity amounted to \$ 282,667.

Dividends Paid or Recommended

No dividends were paid or declared since the start of the financial year. No recommendation for payment of dividends has been made.

Review of Operations

A review of operations of the entity during the financial year indicated that the changes in government grant funding led to an increase in revenue. The increase in revenue, coupled with an increase in other revenue contributed to an increase in the entity's profit.

Significant Changes in State of Affairs

No significant changes in the entity's state of affairs occurred during the financial year.

After Balance Date Events

No matters or circumstances have arisen since the end of the financial year which significantly affected or may significantly affect the operations of the entity, the results of those operations, or the state of affairs of the entity in future financial years.

Future Developments

The entity expects to maintain the present status and level of operations and hence there are no likely developments in the entity's operations.

Environmental Issues

The entity's operations are not regulated by any significant environmental regulation under a law of the Commonwealth or of a state or territory.

Options

No options over issued shares or interests in the entity were granted during or since the end of the financial year and there were no options outstanding at the date of this report.

DIRECTORS' REPORT (Cont'd)

Information on Directors

Martyn Berry	—	Deputy Chairman
Experience	—	Senior Executive – Financial Services
Jeanette Brooks	—	Treasurer
Qualifications	—	Bachelor of Business (Management and Information Systems)
Experience	—	Senior Management - telecommunications
Debbie Crosby	—	Director
Qualification:		Bachelor of Science - Psychology
Experience	—	Parent Member
Cathy Dalby	—	Director
Qualifications	—	Bachelor Commerce (Accounting Finance and Systems) and CPA
Experience	—	Operations Controller
Stephen Daly	—	Director
Qualifications		Optometry (Hons) and Fellow of College of Optometrists in Vision Development
Experience	—	Parent Member
Darryl Easton	—	Director
Qualifications	—	Masters of Engineering Management and Masters of Business Administration
Experience	—	Engineering professional - telecommunications
Nicholas Goddard	—	Director
Experience	—	Corporate Relations and Communications Director
Doug McLaughlin	—	Secretary
Experience	—	Senior Management – Registered Clubs
Simon Osborn	—	Chairman
Experience	—	Owner Operator – McDonald's
Sue Schembri	—	Director
Experience	—	Company Director – Independent Printing company

Meetings of Directors

During the financial year, 12 meetings of directors were held. Attendances by each director were as follows:

	Number eligible to attend	Number attended
Martyn Berry	11	8
Jeanette Brooks	11	11
Debbie Crosby	10	8
Cathy Dalby	11	11
Stephen Daly	11	9
Darryl Easton	10	9
Nicholas Goddard	11	9
Doug McLaughlin	11	10
Simon Osborn	11	11
Sue Schembri	11	10

DIRECTORS' REPORT (Cont'd)

Indemnifying Officers or Auditor

No indemnities have been given or insurance premiums paid, during or since the end of the financial year, for any person who is or has been an officer or auditor of the entity.

Proceedings on Behalf of the Entity

No person has applied for leave of Court to bring proceedings on behalf of the entity or intervene in any proceedings to which the entity is a party for the purpose of taking responsibility on behalf of the entity for all or any part of those proceedings.

The entity was not a party to any such proceedings during the year.

Auditor's Independence Declaration

The lead auditor's independence declaration for the year ended 30 June 2009 has been received and can be found on page 6.

Signed in accordance with a resolution of the Board of Directors.

Director



Director



Dated 24th August 2009.

Meoli & Co.

Chartered Accountants



Chartered Accountants

Flavio Meoli B.Com., C.A.


Sarina Meoli B.Bus., C.A.

LEARNING LINKS A.B.N. 71 097 577 636

AUDITOR'S INDEPENDENCE DECLARATION UNDER SECTIONS 307C OF THE CORPORATIONS ACT 2001 TO THE DIRECTORS OF LEARNING LINKS

I declare that, to the best of my knowledge and belief, during the year ended 30 June 2009 there have been:

- No contraventions of the auditor independence requirements as set out in the *Corporations Act 2001* in relation to the audit: and
- No contraventions of any applicable code of professional conduct in relation to the audit.



Meoli & Co.
Chartered Accountants

Flavio Meoli - Partner

24 August 2009 Sydney

ABN: 93 466 745 218

Level 1 94 Burwood Road Burwood NSW 2134 Tel: 02 9744 3034 Fax: 02 9747 3034

Limited liability by a scheme approved under Professional Standards Legislation

INCOME STATEMENT

FOR THE YEAR ENDED 30 JUNE 2009

	NOTE	2009	2008
INCOME			
Fees Received from Clients		1,671,172	1,467,521
Fees from Ronald McDonald House Charities		765,807	771,688
Fees from Reading for Life		325,969	307,525
Grants	2	2,339,654	2,239,780
Donations		261,652	331,741
Interest Received		38,051	50,271
Member Fees		26,347	27,565
Professional Development		163,968	75,487
Fundraising & Other Income		151,194	159,637
Bingo & Housie Income	11	4,419,186	4,477,911
Total Income		10,163,000	9,909,126
EXPENDITURE			
Labour related costs		5,567,545	5,474,704
Program costs		310,645	340,491
Occupancy costs		263,953	281,023
Marketing costs		97,642	69,959
Administration & Office costs		369,814	356,207
Bingo & Housie direct costs		3,270,734	3,380,456
Total Expenses		9,880,333	9,902,840
Net Surplus for year		282,667	6,286

The accompanying notes form part of these financial statements.

BALANCE SHEET

AS AT 30 JUNE 2009

	Note	2009	2008
CURRENT ASSETS			
Cash on Hand		8,106	5,000
Cash at Bank		1,258,713	474,796
Security Bond Deposits		6,533	11,783
Accrued Income		22,344	43,400
Accounts Receivable		357,517	215,595
Prepayments		40,870	21,563
Inventories		87,026	51,850
Total Current Assets		1,781,109	823,987
NON-CURRENT ASSETS			
	3		
Land & Buildings		1,642,839	1,663,959
Furniture & Fittings		15,882	24,261
Computer/Office Equipment		120,665	48,726
Motor Vehicle		2,782	3,861
Total Non-current Assets		1,782,168	1,740,807
TOTAL ASSETS		3,563,277	2,564,794
CURRENT LIABILITIES			
Sundry Creditors & Accruals		566,959	259,343
Fees Received in Advance		33,717	21,532
Fee Relief in Advance		256,347	258,667
Provisions – Employee Entitlements		478,472	432,065
Grants & Funding in Advance		837,631	506,207
Housie Prize fund		43,509	23,005
Total Current Liabilities		2,216,635	1,500,819
NON CURRENT LIABILITIES			
		0	0
Total Non-Current Liabilities		0	0
Total Liabilities		2,216,635	1,500,819
Net Assets		1,346,642	1,063,975
EQUITY			
Reserves	4	387,674	387,674
Accumulated Surplus		958,968	676,301
Total Equity		1,346,642	1,063,975

The accompanying notes form part of these financial statements.

STATEMENT OF CHANGES IN EQUITY
FOR THE YAER ENDED 30 JUNE 2009

	Note	2009	2008
Retained Surplus			
Opening Retained Surplus		676,301	670,015
Net Surplus (Deficit) for year		282,667	6,286
Retained Surplus at end of year		<u>958,968</u>	<u>676,301</u>
Reserves			
Opening Reserves	4	387,674	387,674
Increase in Reserves		0	0
Balance at the end of the year		<u>387,674</u>	<u>387,674</u>
Total equity at year end		<u>1,346,642</u>	<u>1,063,975</u>

The accompanying notes form part of these financial statements

STATEMENT OF CASH FLOWS

FOR THE YEAR ENDED 30 JUNE 2009

2009 2008

Cash flow from operating activities		
Receipts from customers	10,365,876	9,609,985
Payments to suppliers & employees	(9,533,712)	(9,766,686)
Interest received	38,051	50,301
Net Cash provided by (used in) operating activities (see note 2 below)	870,215	(106,400)
Cash flow from investing activities		
Payment for property, plant & equipment	(88,442)	(36,469)
Net Cash provided by (used in) investing activities	(88,442)	(36,469)
Cash flow from financing activities		
Repayment of borrowing's	(0)	(56,394)
Net Cash provided by (used in) financing activities	(0)	(56,394)
Net increase (decrease) in cash held	781,773	(199,263)
Cash at beginning of the year	491,579	690,842
Cash at the end of the year (see note 1 below)	1,273,352	491,579
Net increase (decrease) in cash held	781,773	(199,263)

Note 1 - Reconciliation of cash

For the purposes of the statement of cash flows, cash includes cash on hand and in banks, and investments in money market instruments, net of outstanding bank overdrafts.

Cash at the end of the year as shown in the statement of cash flows is reconciled to the related items in the balance sheet as follows:

Cash on hand	8,106	5,000
Cash at bank	1,258,713	474,796
Security Bond Deposits	6,533	11,783
	1,273,352	491,579

Note 2 - Reconciliation of net cash provided by (used in) operating activities to net profit

Operating surplus (deficit)	286,667	6,286
Depreciation	47,081	53,361
Changes in Assets and Liabilities		
Increase/(Decrease) in Provisions	46,407	73,096
Increase/(Decrease) in Creditors	328,188	(49,740)
Increase/(Decrease) in Funds & Grants in Advance	341,289	(106,514)
Decrease/(Increase) in Prepaid Expenses	(19,307)	29,902
Decrease/(Increase) in Accounts Receivable	(141,923)	(83,822)
Decrease/(Increase) in Inventories	(35,177)	14,431
Decrease/(Increase) in Other Receivable	21,056	(43,400)
	870,215	(106,400)

The accompanying notes form part of these financial statements.

NOTES TO THE FINANCIAL STATEMENTS FOR THE YEAR ENDED 30 JUNE 2009

NOTE 1: STATEMENT OF SIGNIFICANT ACCOUNTING POLICIES

The financial report of Learning Links for the year ended 30 June 2009 was authorised in accordance with a resolution of the Directors on the 24th August 2009.

Learning Links is a company limited by guarantee, incorporated and domiciled in Australia.

Basis of preparation

The financial report is a general purpose financial report that has been prepared in accordance with the requirements of Corporations Act 2001 and Australian Accounting Standards.

The financial report has been prepared on an accruals basis and is based on historical costs and does not take into account changing money values or, except where stated, current valuations of non-current assets. Cost is based on the fair values of the consideration given in exchange for assets.

The following is a summary of the material accounting policies adopted by Learning Links in the preparation of the financial report. The accounting policies have been consistently applied, unless otherwise stated.

Statement of Compliance

The financial report complies with Australian Accounting Standards, which include Australian equivalents to International Financial Reporting Standards ('AIFRS'). A statement of compliance with International Financial Reporting Standards cannot be made due to Learning Links applying the not for profit sector specific requirements contained in the AIFRS.

(a) Inventories

Inventories of goods purchased for fund raising are valued at the lower of cost and net realisable value. Costs are assigned on a first-in first-out basis and only include direct costs. Inventories on hand consist of housie prizes, housie tickets, raffle prizes & Christmas cards.

(b) Property, Plant and Equipment

Each class of property, plant and equipment is carried at cost or fair value less, where applicable, any accumulated depreciation and any impairment in value.

Property

Properties are measured on the fair value basis, with changes in fair value recognised in the profit and loss in the period that they arise. It is a policy of Learning Links to have an independent valuation every three years, with annual appraisals being made by the Directors. An independent valuation was obtained in February 2006.

Plant & Equipment

Plant and equipment are measured on a cost basis. The carrying amount of property, plant and equipment is reviewed annually by Directors to ensure it is not in excess of the recoverable amount from those assets. The recoverable amount is assessed on the basis of the expected net cash flows, which will be received from the assets employment and subsequent disposal. The expected net cash flows have not been discounted to present values in determining recoverable amounts.

Impairment

The carrying values of property, plant & equipment are reviewed for impairment when events or changes in circumstances indicate the carrying value may not be recoverable. If such an indication exists and where the carrying values exceed the recoverable amount, the asset is written down to recoverable amount.

Impairment will occur where the future economic benefits of an asset are not primarily dependent on the asset's ability to generate net cash inflows and where the company would, if deprived of the asset, replace its remaining future economic benefits. Value-in-use shall be determined as the depreciated replacement cost of the asset'.

NOTES TO THE FINANCIAL STATEMENTS FOR THE YEAR ENDED 30 JUNE 2009

NOTE 1: STATEMENT OF SIGNIFICANT ACCOUNTING POLICIES (CONT'D)

Depreciation

The depreciable amount of all fixed assets are depreciated on a straight line basis or diminishing value basis over their estimated useful lives to the company the year after the asset is held ready for use. Assets under \$300 are expensed in the year purchased. The depreciation rates used for each class of assets are:

Class of fixed assets	Depreciation rates	Depreciation basis
Improvements	2.5%	Straight Line
Office Furniture & Equipment	40%	Diminishing Value
Computer Equipment	40%	Diminishing Value
Motor Vehicles	40%	Diminishing Value

Make Good provision on leased premises

Any costs required to return the premises to its original condition as set out in the lease agreement will be recognised as a provision in the financial statements.

If a provision is applicable, it will be calculated as an estimate of future costs and discounted to a present value.

(c) Leases

Lease payments for operating leases, where substantially all the risks and benefits remain with the lessor, are charged as expenses in the periods in which they are incurred.

(d) Employee Entitlements

Provision is made for the company's liability for employee entitlements arising from services rendered by employees to balance date. Employee entitlements expected to be settled within one year together with entitlements arising from wages and salaries and annual leave which will be settled after one year have been measured at their nominal amount.

Contributions are made by the company to an employee's superannuation fund and are charged as expenses when incurred.

(e) Revenue

Revenue from rendering of a service is recognised upon the delivery of the services to the customers.

Interest revenue is recognised on a proportional basis taking in to account the interest rates applicable to the financial assets as it is received.

Revenue from members received in advance is deferred to the period to which it relates and included as an accrual on the balance sheet.

Other revenue is recognised when the right to receive the revenue has been established.

(f) Taxes

Income Tax

The company received endorsement from the Australian Taxation Office as an income tax exempt charitable entity effective from 1 January 2002. The company is exempt from income tax under Division 50 section 50-5 of the Income Tax Assessment Act 1997. It is also exempt from capital gains taxes and State payroll taxes.

Fringe Benefits Tax

From 2004-2005 FBT year, the grossed-up taxable value of exempt fringe benefits that a charity may provide to each employee is capped at \$30,000. Any amount above the \$30,000 cap will not be exempt and will be subject to normal FBT treatment.

Goods and Services Tax

Revenues, expenses and assets are recognised net of the amount of GST, except where the amount of GST incurred is not recoverable from the Australian Taxation Office. In these circumstances the GST is recognised as part of the cost of acquisition of the asset or as part of an item of expense. Receivables and payables in the Balance Sheet are shown inclusive of GST.

NOTES TO THE FINANCIAL STATEMENTS FOR THE YEAR ENDED 30 JUNE 2009

NOTE 1: STATEMENT OF SIGNIFICANT ACCOUNTING POLICIES (CONT'D)

(g) Accounts and Other Receivables

Accounts receivables which generally have 30-90 day terms, are recognised and carried at original invoice amount less an allowance for uncollectible amounts.

An allowance for doubtful debts is made when there is objective evidence that the entity will not be able to collect the debts. The accounts receivable amount in the balance sheet is net of doubtful debts.

Bad debts are written off when identified.

(h) Cash

For the purpose of the statement of cash flows, cash includes cash on hand and at call deposits with banks or financial institutions, investments in money market instruction maturing within less than two months and net of bank overdrafts.

(i) Traders

As a form of fundraising, Learning Links has contracts with three traders. They are listed in the income statement separately. They are King Cotton Sales, Helping Hand Sweets Company and Cartridge Collection Co.

Helping Hand Sweet Company sells snack foods through sweet boxes and pay 1% of their sales to Learning Links. The contract was renewed on 10 September 2005 for a further 5 years.

Cartridge Collection Company recycles ink cartridges and pays an amount per cartridge as collected.

(j) Fundraising activities

The company has an authority to fundraise under the *Charitable Fundraising Act 1991 (NSW)*. The Authority number is CFN 13232 which expires on 15 February 2011. Additional notes and information have been provided in the financial report to assist the authority holder with its disclosure requirements. A detailed list of fundraising permits has not been provided in this report, but is available upon request

All proceeds from fundraising activities were used in the costs of providing services to children with learning difficulties and their families. Housie financial information is contained in Note 11.

FUNDRAISING APPEALS 2009					
Gross Comparisons					
			Surplus	2009	2008
Total cost of fundraising/ gross proceeds from fundraising	4,803	12,836	8,033	37%	37%
Net surplus from fundraising/ gross proceeds	8,033	12,836		63%	63%
Total cost of services/expenditure	6,609,664	9,880,333		67%	59%
Total cost of services/ income	6,609,664	10,163,000		65%	59%
Specific appeal comparisons (total cost/ gross proceeds)					
Christmas Cards	1,898	1,904	6	0%	39%
Christmas Raffle	1,167	7,059	5,892	83%	100%
Entertainment Books	1,094	1,597	503	31%	31%
Mid-year raffle	0	0	0	-	-%
Sundry activities	644	2,276	1,632	72%	32%
TOTAL	4,803	12,836	8,033	63%	63%

NOTES TO THE FINANCIAL STATEMENTS FOR THE YEAR ENDED 30 JUNE 2009

<u>NOTE 2: GRANTS RECEIVED</u>	2009	2008
Department of Ageing, Disability & Home Care	1,586,760	1,538,708
Department of Community Services	225,137	203,087
Non government grants	0	24,737
NSW Department of Education & Training	249,299	254,769
SDN Scan South East Region	70,393	59,629
Department of Health	0	0
Department of Families, Housing, Community Services and Indigenous Affairs	208,065	158,850
	<u>2,339,654</u>	<u>2,239,780</u>

NOTE 3: PROPERTY, PLANT & EQUIPMENT

Buildings at:		
- Peakhurst independent valuation 28 Feb 2006	900,000	900,000
- Peshurst independent valuation 28 Feb 2006	725,000	725,000
Building Improvements at:		
- Peakhurst at cost	2,100	2,100
- Peshurst at cost	8,290	8,290
Leasehold Improvements at:		
- Oatley Cottage	3,319	3,319
- Miller at cost	93,915	93,915
- Other	21,282	14,134
Less accumulated depreciation	(109,824)	(82,799)
	<u>1,644,009</u>	<u>1,663,959</u>
Office furniture & equipment - at cost	209,059	215,297
Less accumulated depreciation	(194,348)	(191,036)
	<u>14,711</u>	<u>24,261</u>
Computer equipment - at cost	403,070	317,980
Less accumulated depreciation	(282,404)	(269,254)
	<u>120,666</u>	<u>48,726</u>
Motor vehicles - at cost	81,167	81,167
Less accumulated depreciation	(78,385)	(77,306)
	<u>2,781</u>	<u>3,861</u>
Total Property, Plant & Equipment	<u>1,782,167</u>	<u>1,740,807</u>

Reconciliation of plant & equipment	Land & Building	Office Furniture & Equipment	Computer Equipment	Motor Vehicle	Total
Carrying amount at start of year	1,663,959	24,261	48,726	3,861	1,740,807
Additions	7,148	0	81,294	0	88,442
Disposals/Reallocation	(73)	(6,238)	6,310	0	(1)
Capital Provision Write Off	0	0	0	0	0
Depreciation expense	(27,025)	(3,312)	(15,664)	(1,080)	(47,081)
Carrying amount at end of year	<u>1,644,009</u>	<u>14,711</u>	<u>120,666</u>	<u>2,781</u>	<u>1,782,167</u>

NOTES TO THE FINANCIAL STATEMENTS FOR THE YEAR ENDED 30 JUNE 2009

	2009	2008
<u>NOTE 4: RESERVES</u>		
Asset Revaluation Reserve	387,674	387,674
Movements during the year:		
Opening Balance	387,674	387,674
Revaluation increase arising on revaluing buildings to fair value	-	-
Closing Balance	387,674	387,674

NOTE 5: REMUNERATION AND RETIREMENT BENEFITS

No Income was paid or is payable to the Directors of the company.

NOTE 6: MEMBERS' GUARANTEE

The economic entity is limited by guarantee. If the economic entity is wound up, the constitution states that each member is required to contribute a maximum of \$20 for parent members, \$45 for individual, family and professional members \$ 55 for non profit organisations, and \$70 for corporate members towards meeting any outstanding obligations of Learning Links. At 30 June 2009 the number of financial members was 830 (2008 - 1,153).

NOTE 7: RELATED PARTY TRANSACTIONS

Learning Links was incorporated as a company limited by guarantee on 23 July, 2001 and commenced operation on 1 January 2002. All assets, liabilities & reserves were transferred from the Association for Children with Learning Disabilities (ACLD) Inc trading as Learning Links.

NOTE 8: FINANCIAL INSTRUMENTS

(a) Interest Rate Risk

The economic entity's exposure to interest rate risk, which is the risk that a financial instrument's value will fluctuate as a result of changes in market interest rates and the effective weighted average interest rates on classes of financial assets and financial liabilities, is as follows:

	Weighted Average Effective Interest Rate		Floating Interest Rate	
	2009	2008	2009	2008
			\$	\$
Financial Assets				
Cash at Bank & Term Deposits	5.35%	6.63%	1,273,352	491,579

(b) Credit Risk

The maximum exposure to credit risk, excluding the value of any collateral or any other security, at balance date to recognised financial assets is the carrying amount of those assets, net of any provisions for doubtful debts, as disclosed in the balance sheet and notes to and forming part of the financial statements. The company does not have any material credit risk exposure to any single debtor or group of debtors under financial instruments entered into by the economic entity.

(c) Net Fair Values

For other assets and other liabilities the net fair value approximates their carrying value. No financial assets and financial liabilities are readily traded on organised markets in standardised form. Financial assets where the carrying amount exceeds net fair values have not been written down as the company intends to hold these assets to maturity.

The aggregate net fair values and carrying amounts of financial assets and financial liabilities are disclosed in the balance sheet and in the notes to and forming part of the financial statements.

NOTES TO THE FINANCIAL STATEMENTS FOR THE YEAR ENDED 30 JUNE 2009

NOTE 9: SEGMENT REPORTING

Learning Links operates in the community services sector providing assistance within Australia and New Zealand to children with difficulty learning and their families.

NOTE 10: COMPANY DETAILS

The registered office and principal place of business of the company is:

12 – 14 Pindari Road Peakhurst NSW 2210

NOTE 11: HOUSIE OPERATIONS

2009 2008

The housie proceeds below exclude accounting, management and secretarial costs.

Income

Club Reimbursements	331,487	258,013
Club Donation	-	427
Interest Received	25	30
Housie Ticket Sales	4,050,997	3,599,422
Pen Sales	22,256	20,713
Other	14,420	15,926
Total Income	4,419,186	3,894,531

Expenditure

Housie Prizes	3,162,432	2,790,546
Wages, Super, & Workers Insurance	637,737	486,523
Vouchers	-	1,000
Bus Hire	-	0
Housie Tickets	93,858	77,298
Miscellaneous (includes \$ 2,148 depreciation)	62,964	70,076
Total Expenditure	3,956,991	3,425,443
Gross Profit on Housie Games	462,195	469,088
Gross Profit/ Total housie Income	10.46%	12.04%

DIRECTORS' DECLARATION


In the directors' opinion:

- (a) the financial statements set out 7 to 16 are in accordance with the Corporations Act 2001, including:
 - (i) complying with Accounting Standards and Corporations Regulations 2001; and other mandatory professional reporting requirements, and
 - (ii) giving a true and fair view of Learning Links financial position as at 30 June 2009 and its performance, as represented by the results of its operations, changes in equity and its cash flows for the year ended on that date; and

- (b) there are reasonable grounds to believe that the company will be able to pay its debts as and when they become due and payable and

The declaration is made in accordance with a resolution of the directors

Director 

Director 


Dated 24 August 2009

Declaration by Chief Executive Officer in respect of fundraising appeals

I, Warren Johnson, Chief Executive Officer of Learning Links, declare that in my opinion:

- a. The financial report gives a true & fair view of all income and expenditure for Learning Links with respect to fundraising appeal activities for the year ended 30 June 2009;
- b. The balance sheet give a true and fair view of affairs for Learning Links with respect to fundraising appeal activities for the year ended 30 June 2009;
- c. The provisions of the Charitable Fundraising (NSW) Act 1991 and Regulations under the Act and the conditions attached to the authority have been complied with during the year ended 30 June 2009: and
- d. The internal controls exercised by Learning Links are appropriate and effective in accounting for all Income received and applied by Learning Links from any of its fundraising appeals.

This declaration is made in accordance with a resolution of the Directors


Warren Johnson
Chief Executive Officer

Dated 24 August 2009



Chartered Accountants



Chartered Accountants

Flavio Meoli B.Com., C.A.

Sarina Meoli B.Bus., C.A.

LEARNING LINKS A.B.N. 71 097 577 636

INDEPENDENT AUDITOR'S REPORT TO THE MEMBERS OF LEARNING LINKS

Report on the financial report

We have audited the accompanying financial report of Learning Links, which comprises the balance sheet as at 30 June 2009, the income statement, statement of changes in equity and cash flow statement for the year ended on that date, a summary of significant accounting policies and other explanatory Notes to and forming part of the accounts and the directors' declaration.

Directors' responsibility for the financial report.

The directors of the company are responsible for the preparation and fair presentation of the financial report in accordance with Australian Accounting Standards (including the Australian Accounting Interpretations) and the *Corporations Act 2001*. This responsibility includes the establishing and maintaining internal control relevant to the preparation and fair presentation of the financial report that is free from material misstatement, whether due to fraud or error; selecting and applying the appropriate accounting policies; and making accounting estimates that are reasonable in the circumstances.

Auditor's responsibility

Our responsibility is to express an opinion on the financial report based on our audit. We have conducted our audit in accordance with Australian Auditing Standards. These Auditing Standards require that we comply with relevant ethical requirements relating to audit engagements and plan and perform the audit to obtain reasonable assurance whether the financial report for the year is free from material misstatement.

An audit involves performing procedures to obtain audit evidence about the amounts and disclosures in the financial report. The procedures selected depend on the auditor's judgement, including the assessment of the risks of material misstatement of the financial report, whether due to fraud or error. In making those risk assessments, the auditor considers internal control relevant to the entity's preparation and fair presentation of the financial report in order to design audit procedures that are appropriate in the circumstances, but not for the purpose of expressing an opinion on the effectiveness of the entity's internal control. An audit also includes evaluating the appropriateness of accounting policies used and the reasonableness of accounting estimates made by the directors, as well as evaluating the overall presentation of the financial report.

We believe that the audit evidence we have obtained is sufficient and appropriate to provide a basis for our audit opinion.

Audit Opinion

In our opinion the financial report of Learning Links is in accordance with Corporations Act 2001 including:

- a. giving a true and fair view of the company's financial position as at 30 June 2009 and of its performance for year ended on that date; and
- b. complying with Australian Accounting Standards (including the Australian Accounting Interpretations) and the Corporations Regulations 2001.

MEOLI & CO.
Chartered Accountants
Flavio Meoli – Partner

Signed at Sydney on 24 August 2009

ABN: 93 466 745 218

Level 1 94 Burwood Road Burwood NSW 2134 Tel: 02 9744 3034 Fax: 02 9747 3034

Limited liability by a scheme approved under Professional Standards Legislation